

## Trigger Instruction



### ⚙️ Step 1.

Open recliner and then remove screws top and bottom.




### ⚙️ Step 2.

Trigger is now removed from frame.



### ⚙️ Step 3.

Lay recliner back.




### ⚙️ Step 4.

Pull this lever forward and remove silver end from the slot.



### ⚙️ Step 5.

With pliers squeeze the black piece together and remove from the slot.



**Step 6.**

Pull cable through and remove broken trigger and cable.




**Step 7.**

Feed new cable through the hole and pull through.



**Step 8.**

Clip in black plastic.



**Step 9.**

Pull lever forward and put silver ending into the hole and release.



**Step 10.**

Replace screws in the handle.

PO BOX 6842  
Wetherill Park NSW 2164  
Australia  
T (61) 2 9732 9666  
F (61) 2 8003 9118  
[www.denai.com.au](http://www.denai.com.au)